



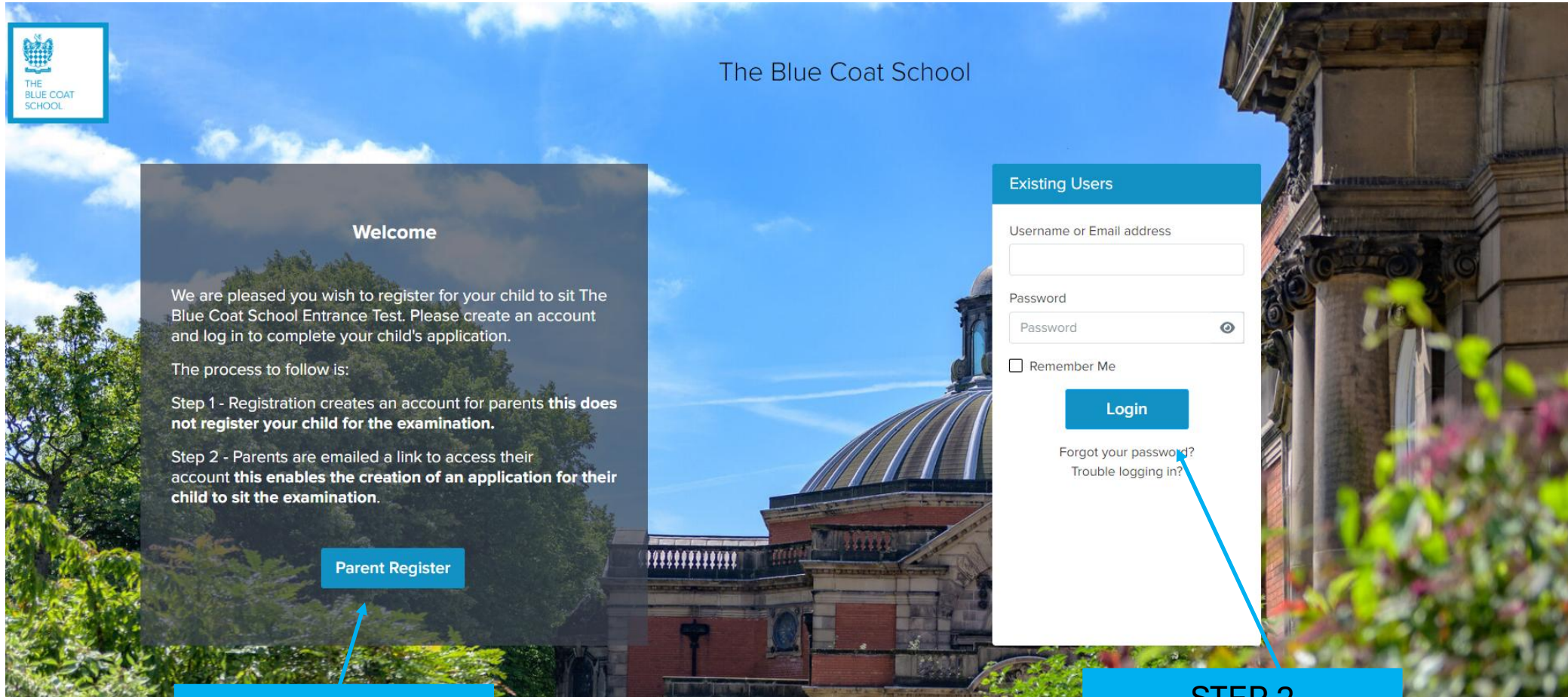
# Registering for the Blue Coat School Entrance Test 2026

- Follow this link:

[The Blue Coat School](#)

- You will be prompted to register and complete key details
- You will receive a confirmation email where you can verify your account and log in to complete the application for your child/children

# Creating an account / signing in



STEP 1

Please click Parent Register to register for an account

STEP 2

Add the email address and password you set up in Step 1 in this box and click login.

# Verifying your email address

Welcome to The Blue Coat School's Online Application Form

Dear

Thank you for registering your parent account with The Blue Coat School's Online Application Form.

Your profile has been created successfully.

Please confirm your email address by clicking on the following link:

[https://thebluecoatschool.applicaa.com/users/confirmation?application\\_form\\_id=1&confirmation\\_token=YHrnAuHC9FrFGzap6yph](https://thebluecoatschool.applicaa.com/users/confirmation?application_form_id=1&confirmation_token=YHrnAuHC9FrFGzap6yph)

Once your email has been validated, you can continue your child's application.

Please note, you will now need to login as a registered parent.

- Do not start another enquiry or registration.

Best wishes,

The Blue Coat School

[Log in to your account](#) · [Visit School Website](#) · [Unsubscribe](#)


Copyright © 2024 Applicaa - POWERING SCHOOL APPLICATIONS

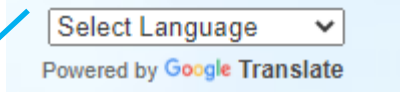
Registered Address:  
23 Abdale Road  
Shepherd's Bush  
London W12 7ER

Once you have registered you will receive an email, to verify your email address click the link.

Once you have verified your email – go back to the login page and sign in with the email address and password you used to register.

# Once you have logged in...

 **Handy tip** - if English is your second language, you can use Google Translate to help you complete the form



The Blue Coat School

Select Language   
Powered by Google Translate

Your email address has been successfully confirmed.

HOME

MESSAGES

CALENDAR

Hello Miss

+ Start New Application

School Message

No message

Upcoming Events

No event

Click start application to access the application form.

# Once you have registered a child...

Click the Application Form icon to open your application and begin completing each section

The screenshot shows a user interface for a student's application. At the top left, it says "Hello Miss". In the top right corner, there is a blue button labeled "+ Start New Application". Below this, the student's profile is shown with a circular icon, the name "STUDENT 1", and the "Student Code: U-97E3" with a copy icon. To the right of the student code are three icons: a bell, a printer, and a share icon. The application status is listed as follows: "Form Status" is "Incomplete", "Offer status" is "Pending", and "Reference Status" is "Not Sent". Below this, the school name "The Blue Coat School Liverpool Admissions 2025 Admissions Year 2024/2025" is displayed. At the bottom, there are two buttons: "Application Form" with a document icon and a pencil icon, and "Test Results" with a document icon and an information icon. A blue arrow from the text box on the left points to the "Application Form" button.

# Complete each section of the application form

The screenshot shows a horizontal navigation bar for a five-step application form. Each step is represented by a tab with a red exclamation mark icon and a label. Step 1, 'Your Child's Details', is highlighted with a blue border and a purple 'Step 1' label. Steps 2 through 5 are in a light grey state with grey labels. Below the tabs is a horizontal scrollbar. At the bottom of the interface, there are two buttons: 'Save Progress and Close' on the left and 'Save & Next' on the right.

Step 1	Step 2	Step 3	Step 4	Step 5
! Step 1 Your Child's Details	! Step 2 Parent(s)/Carer(s) Details	! Step 3 Child's Welfare and Support Information	! Step 4 Child's Current School	! Step 5 GDPR & Agreement

Save Progress and Close

Save & Next

- Remember to press **save** at the end of each section.
- You don't have to complete the application all in one go but be mindful of the deadline for registrations and ensure your form is submitted on time.

# Completed Application

The Blue Coat School

Thank you for completing the form. Please wait to hear from The Blue Coat School

## Hello Miss

[+ Start New Application](#)

**STUDENT 1** Student Code: U-97E3

Form Status  
**Completed**

Offer status  
Pending

Reference Status  
Not Sent

[The Blue Coat School Liverpool Admissions 2025](#) Admissions Year 2024/2025

Application Form → Test Results

Once your application has been completed fully you will see a message on your dashboard to thank you for completing the application form and the status button will turn green. You will also receive an email confirmation.

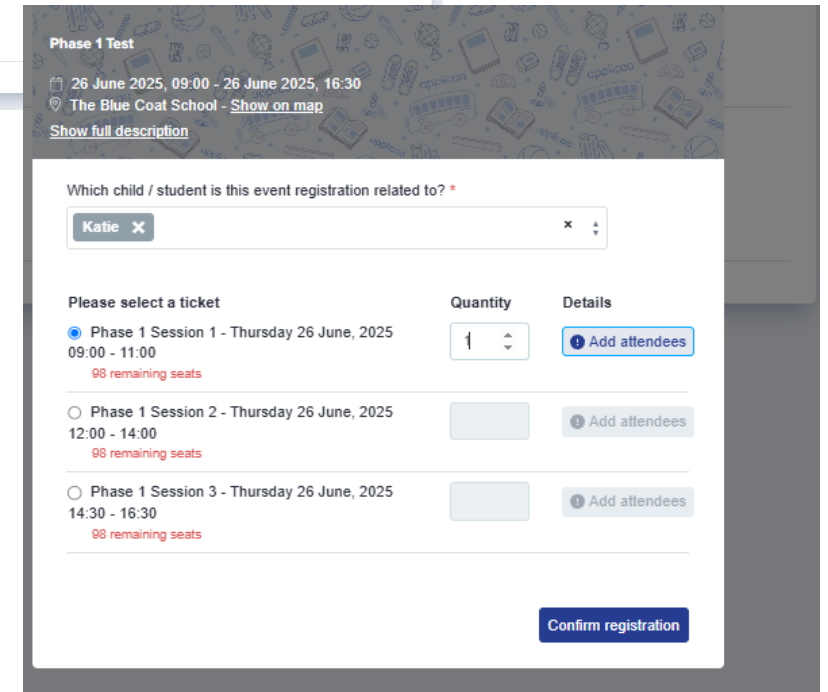
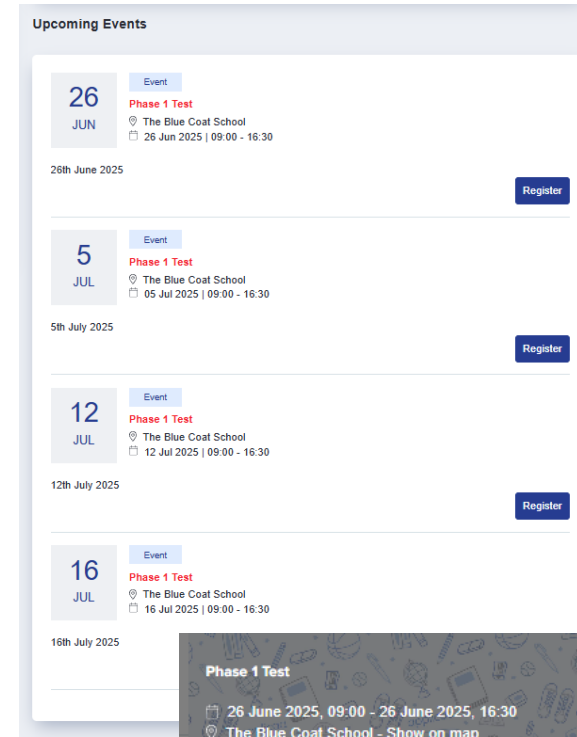
# Booking Phase 1 Test

Once you have submitted your application you will see a calendar of phase 1 tests, click register on the date you would like your child to sit the exam.

Select your child's name from the drop-down list and then select the time. Please only select **ONE** in quantity and select **student** under Add Attendees.

If you have twins, please select **both children** to register both for the test.

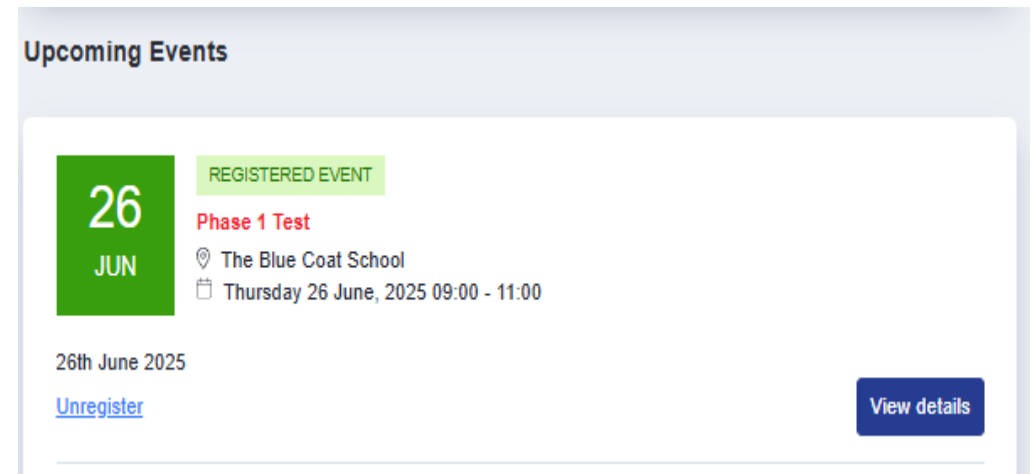
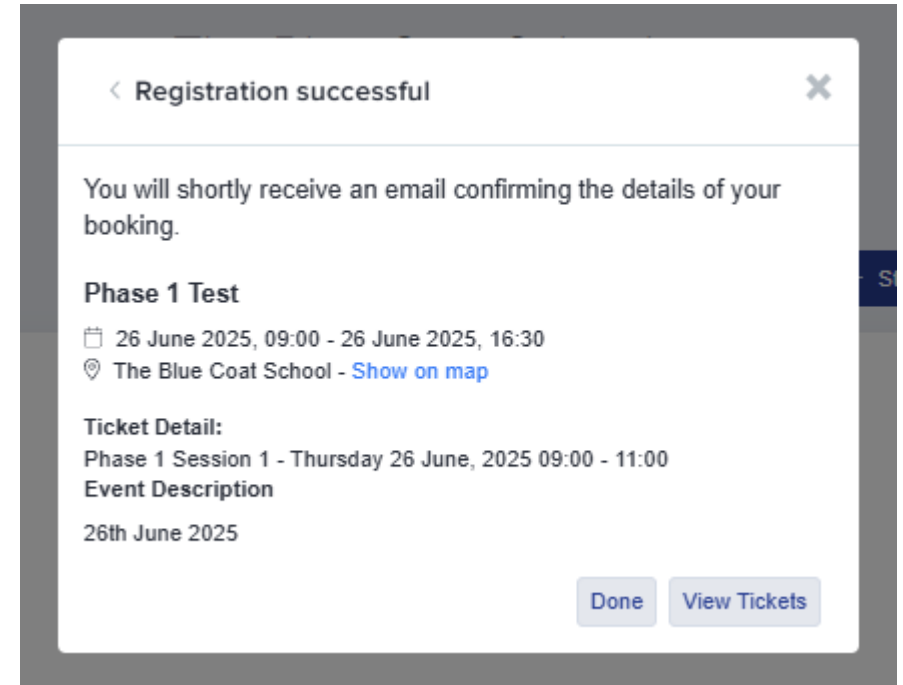
**PLACES FOR EACH TIME SLOT ARE LIMITED, IF YOUR PREFERRED TIME SLOT IS NOT AVAILABLE PLEASE CHOOSE ANOTHER**



# Booking Phase 1 Test

You will receive a registration successful message once you have confirmed your preferred time slot.

If you need to cancel your chosen time slot, please select unregister



## Need Help?

If you have any questions or need any support, please email [admissions@bluecoatschool.org.uk](mailto:admissions@bluecoatschool.org.uk)